

Interstellar Medium (ISM)

Hiroiyuki Hirashita
(平下 博之)

ASIAA

Topics

An ISM lecture needs one semester.

We only briefly touch main topics and show some examples of numerical research (**to motivate your further studies**).

1. ISM Composition/Phases
2. Interaction with Radiation
3. Multi-Phase ISM
4. Dynamical Processes
5. Summary

1. ISM Composition/Phases

Elemental Composition (Solar)

Lodders (2010)

Table 5. Concentration of present-day solar composition (mass %)

	this work	A05,G07	GS98
H (=X)	73.90	73.92	73.47
He (=Y)	24.69	24.86	24.83
O	0.63	0.54	0.79
C	0.22	0.22	0.29
Ne	0.17	0.10	0.18
Fe	0.12	0.12	0.13
N	0.07	0.06	0.08
Si	0.07	0.07	0.07
Mg	0.06	0.06	0.07
S	0.03	0.03	0.05
all other elements	0.04	0.02	0.04
total heavy elements (=Z)	1.41	1.22	1.69

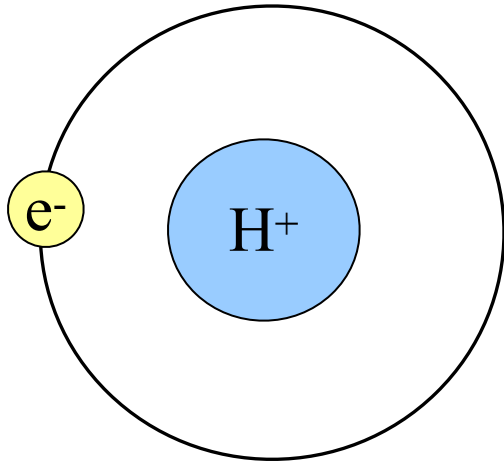
Metals/heavy elements

Note: Elements in order of decreasing concentration by mass.

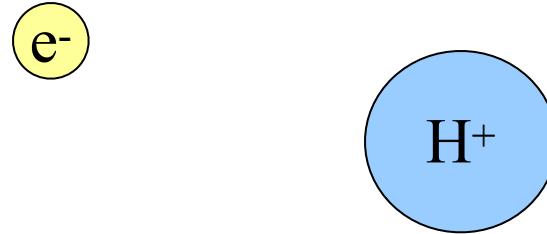
Metallicity

Hydrogen

atomic hydrogen H I

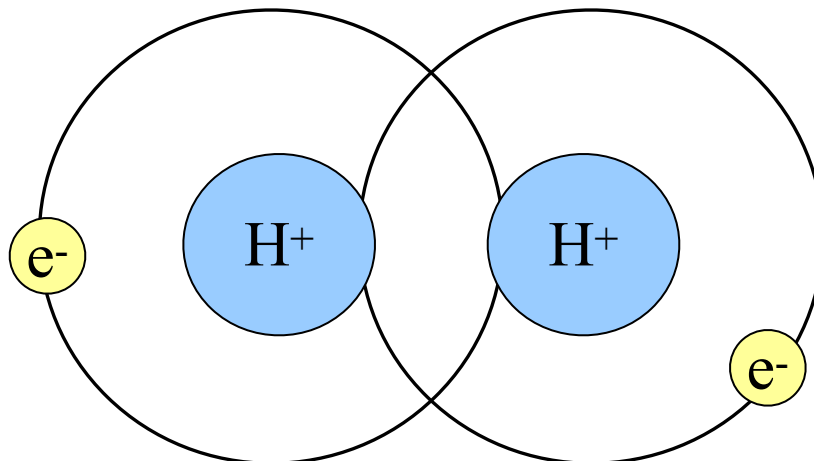


ionized hydrogen H II

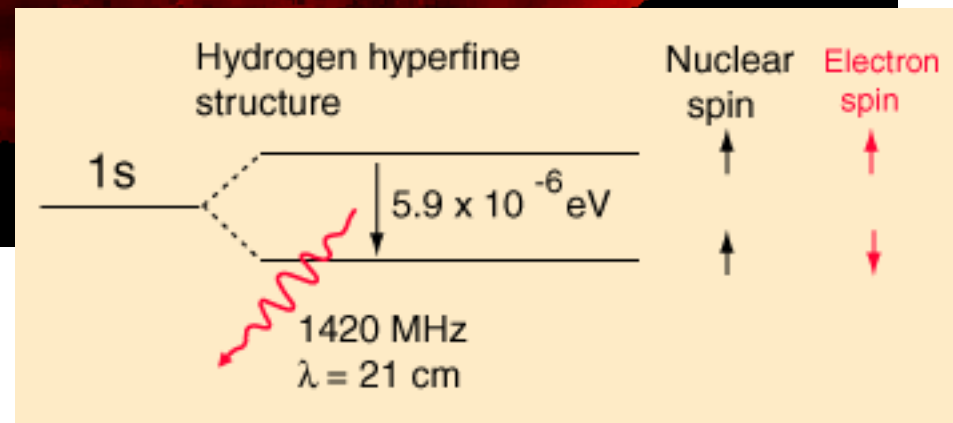
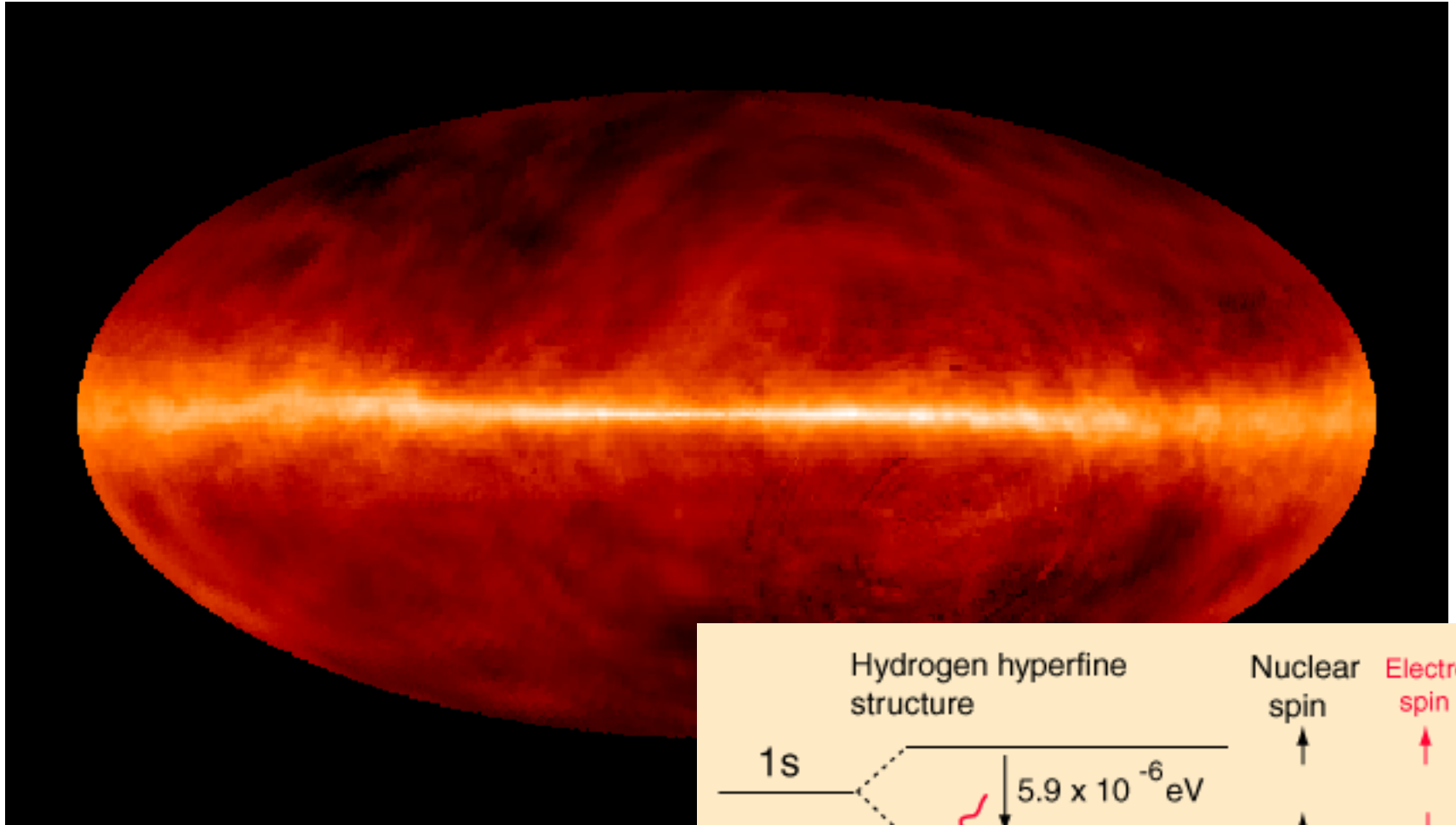


ionization potential: $E = 13.6 \text{ eV}$
 $E = h(c/\lambda) \rightarrow \lambda = 912 \text{ \AA}$


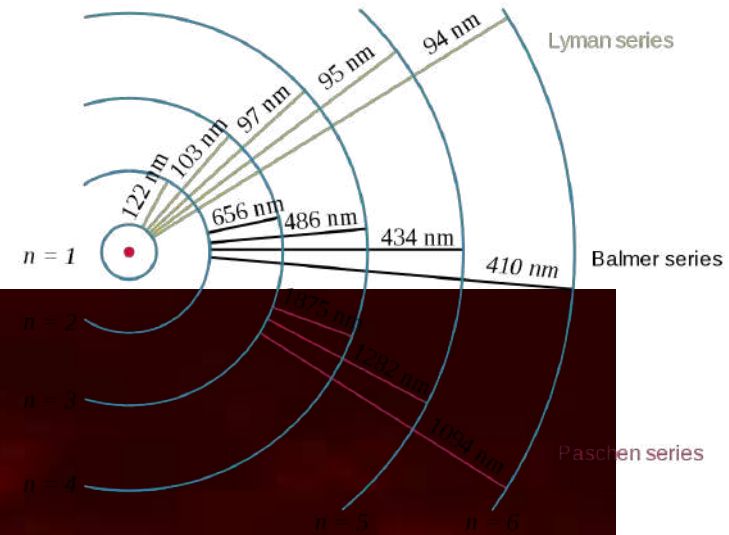
molecular hydrogen H₂



Atomic Hydrogen (21 cm)

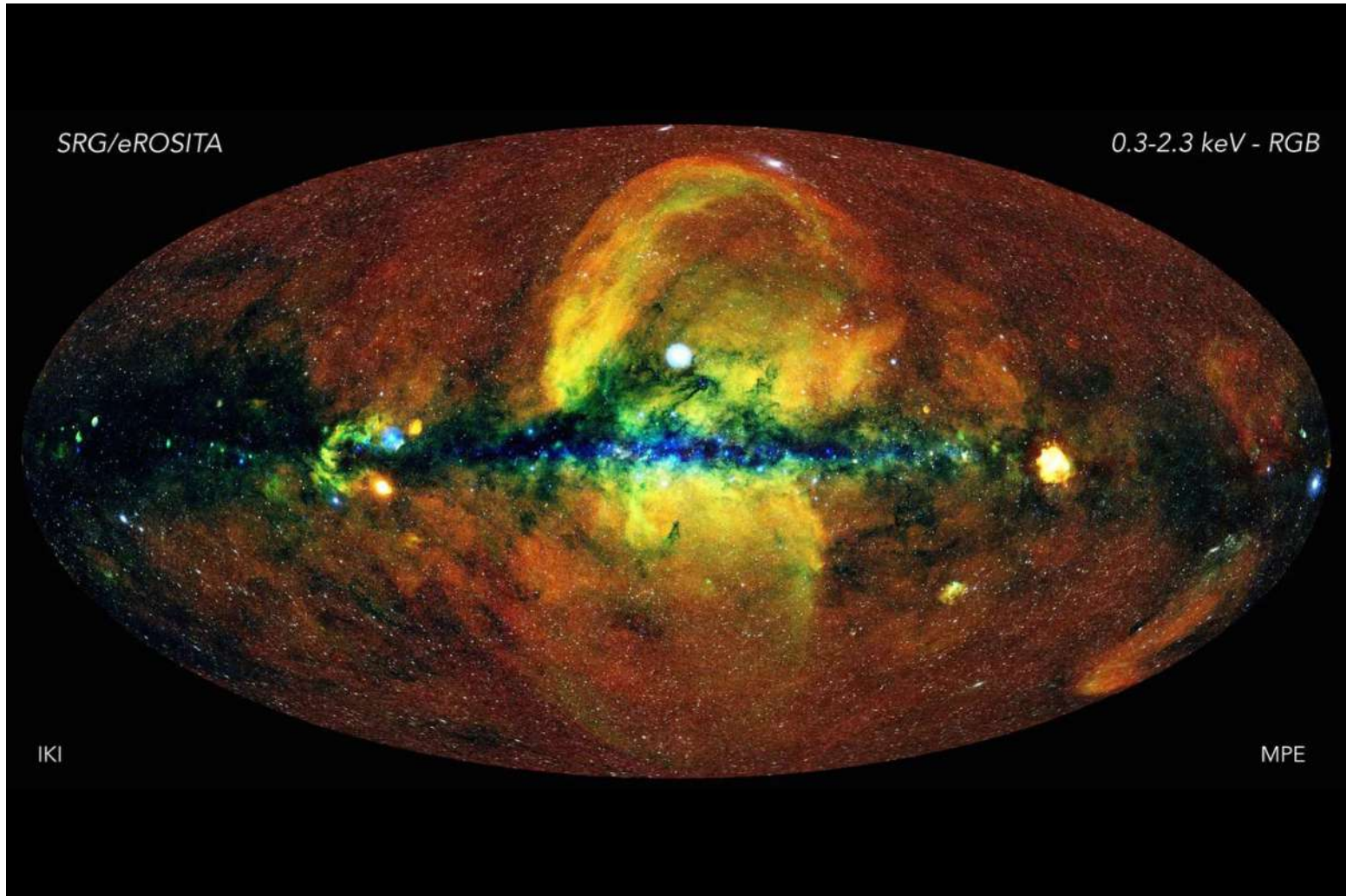


Ionized Gas ($H\alpha$; recombination lines)



H II regions \leftarrow mainly ionized by UV photons from OB stars
 \sim Recent star forming regions (**star-formation tracer**)

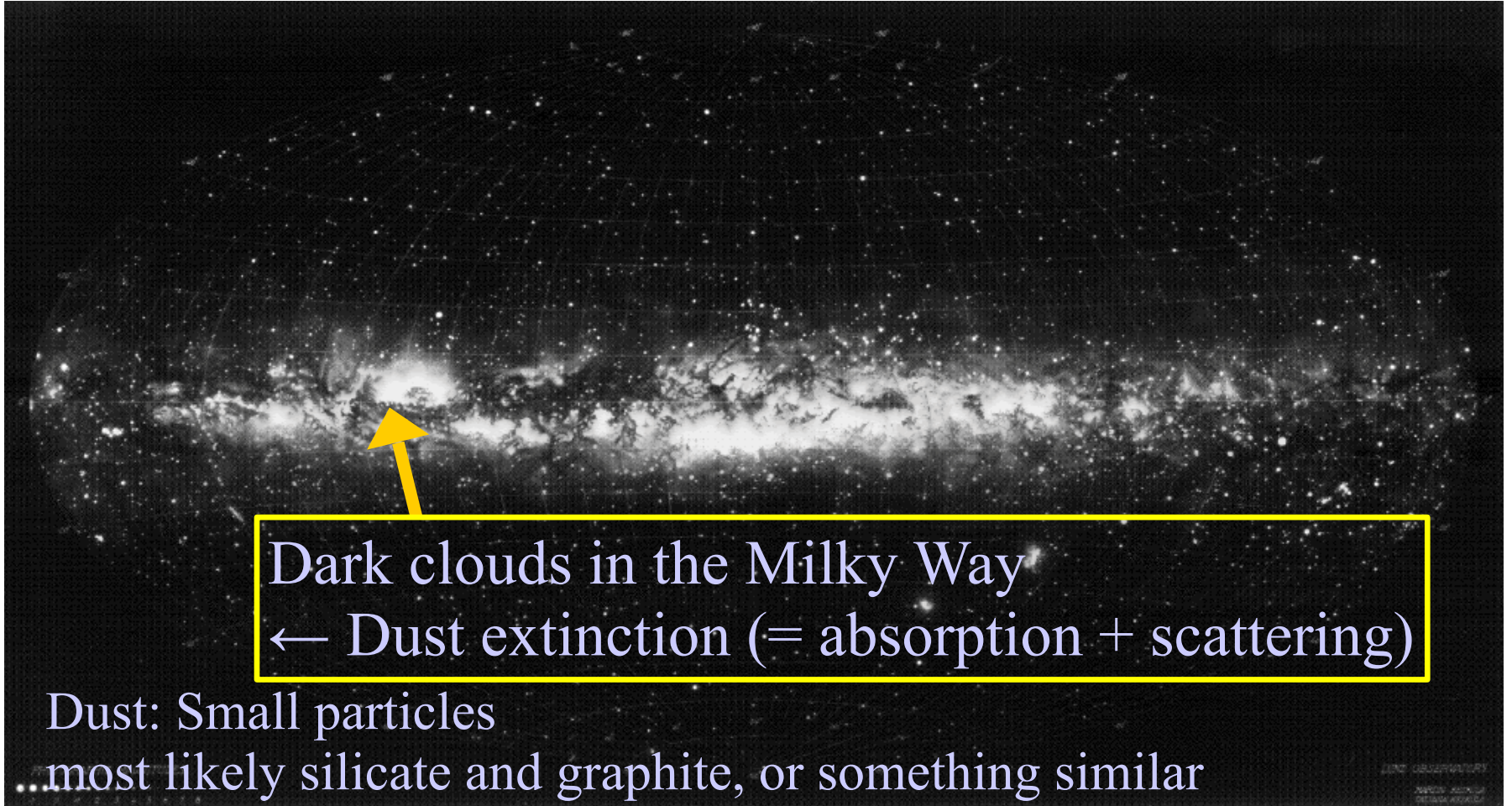
Hot Gas (X-Ray)



Diffuse hot gas ($> 10^6$ K) heated by supernovae, etc.

Dust

Optical ($\lambda \sim 0.5 \mu\text{m}$) Image of the Milky Way



Dark clouds in the Milky Way
← Dust extinction (= absorption + scattering)

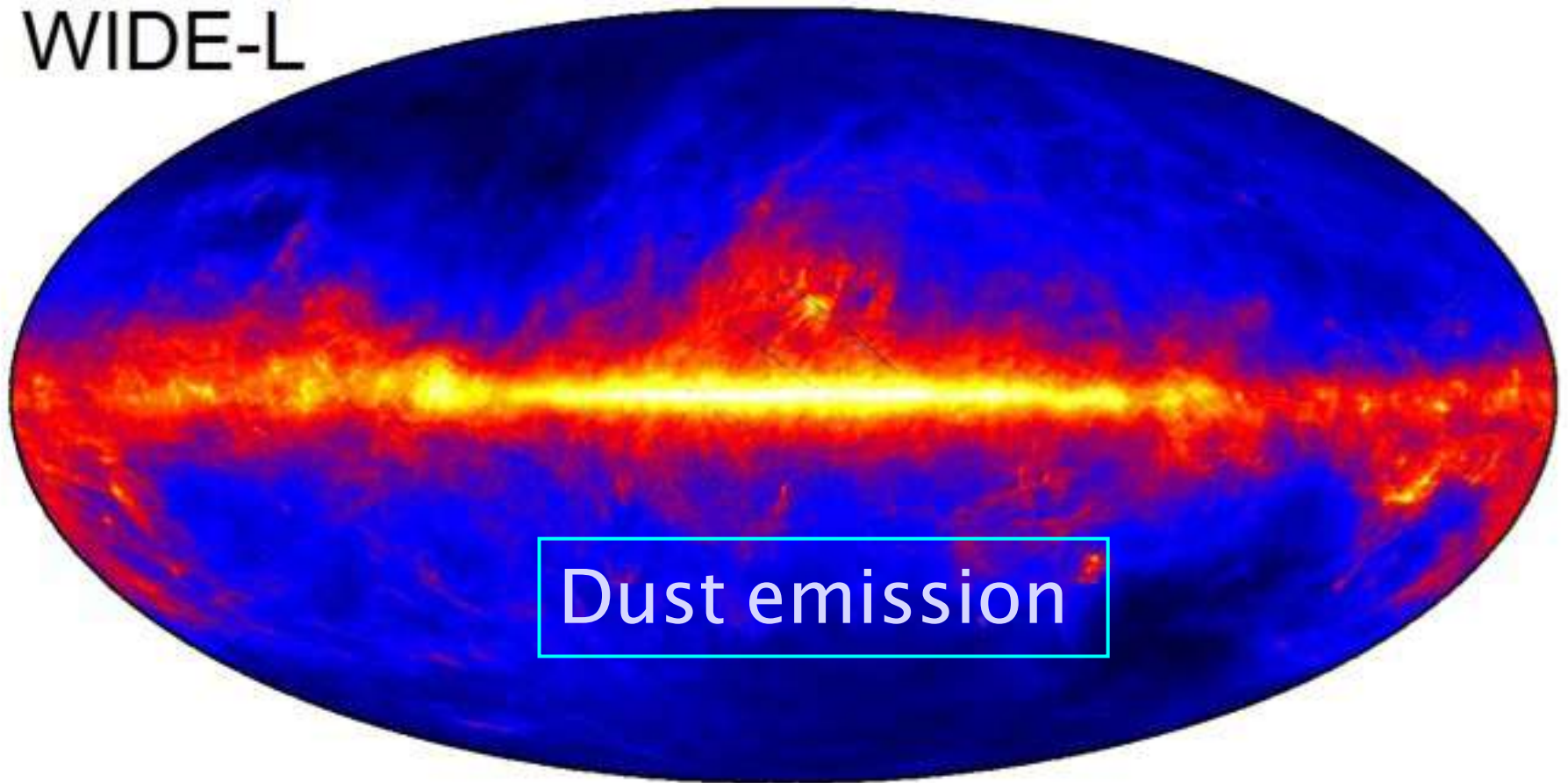
Dust: Small particles

...most likely silicate and graphite, or something similar

Dust Emission in the Far Infrared

AKARI 140 μm

WIDE-L



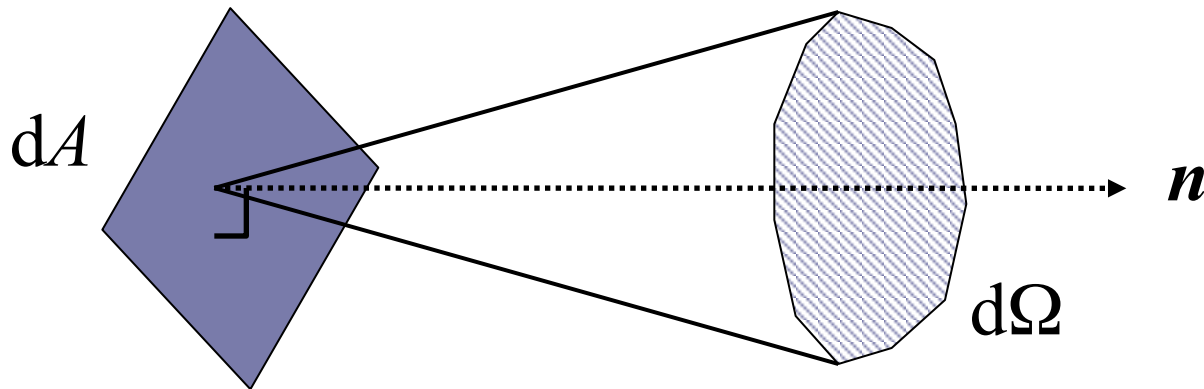
2. Interaction with Radiation

Radiation Transfer

Definition of Intensity (energy flow on a line)


$$dE = I_{\nu} dA dt d\Omega d\nu$$

$$I_{\nu} [\text{erg}/\text{cm}^2/\text{s}/\text{sr}/\text{Hz}]$$



Radiation Transfer Equation

absorbing and emitting medium



$$\frac{dI_\nu}{ds} = -\kappa_\nu \rho I_\nu + j_\nu$$

Absorption

κ_ν [cm²/g]: mass absorption coefficient

ρ [g/cm³]: density

Emission

j_ν [erg/cm³/s/Hz]

Optical Depth

$$\frac{dI_\nu}{ds} = -\kappa_\nu \rho I_\nu + j_\nu$$

Optical depth: $d\tau_\nu = \rho\kappa_\nu ds$

\propto “number of absorptions”

$\tau_\nu \gg 1$: optically thick

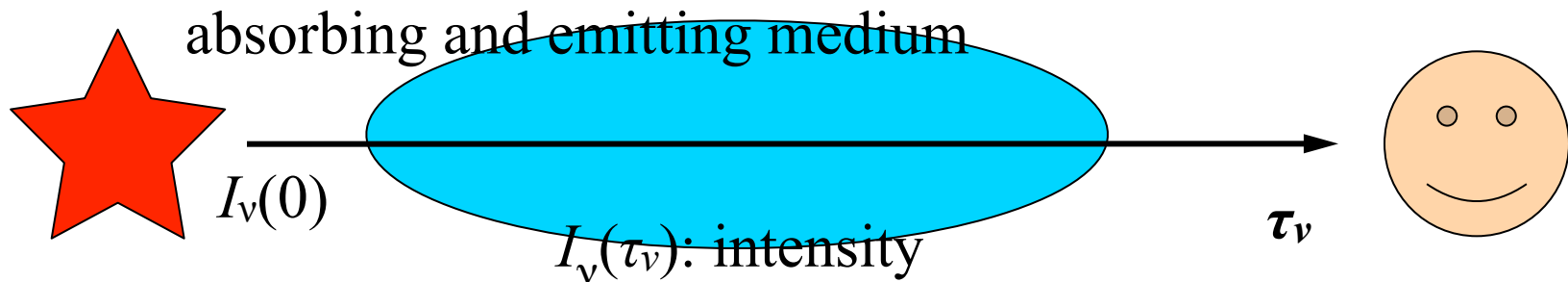
$\tau_\nu \ll 1$: optically thin

$$\frac{dI_\nu}{d\tau_\nu} = -I_\nu + S_\nu$$

$S_\nu = j_\nu/(\rho\kappa_\nu)$: source function

$S_\nu = B_\nu(T)$ (Planck function) for LTE

A Simple Solution



$$\frac{dI_\nu}{d\tau_\nu} = -I_\nu + S_\nu$$

For a constant source function:

$$I_\nu(\tau_\nu) = I_\nu(0)e^{-\tau_\nu} + S_\nu(1 - e^{-\tau_\nu})$$

Extinction of bkg light

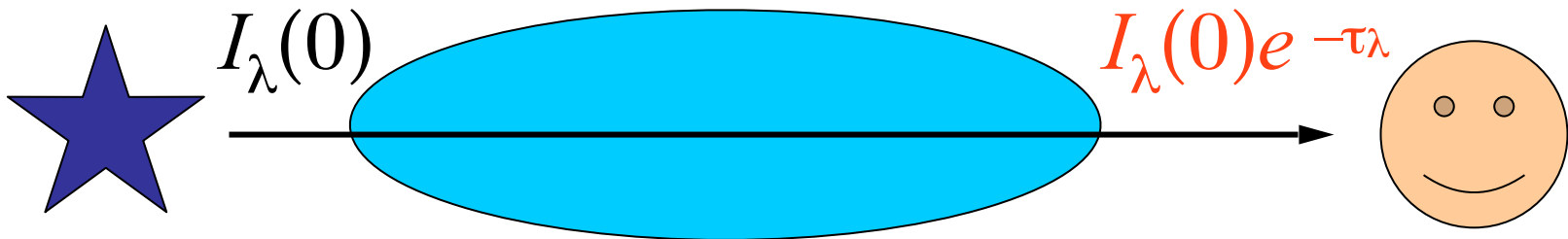
Emission

Dust Extinction

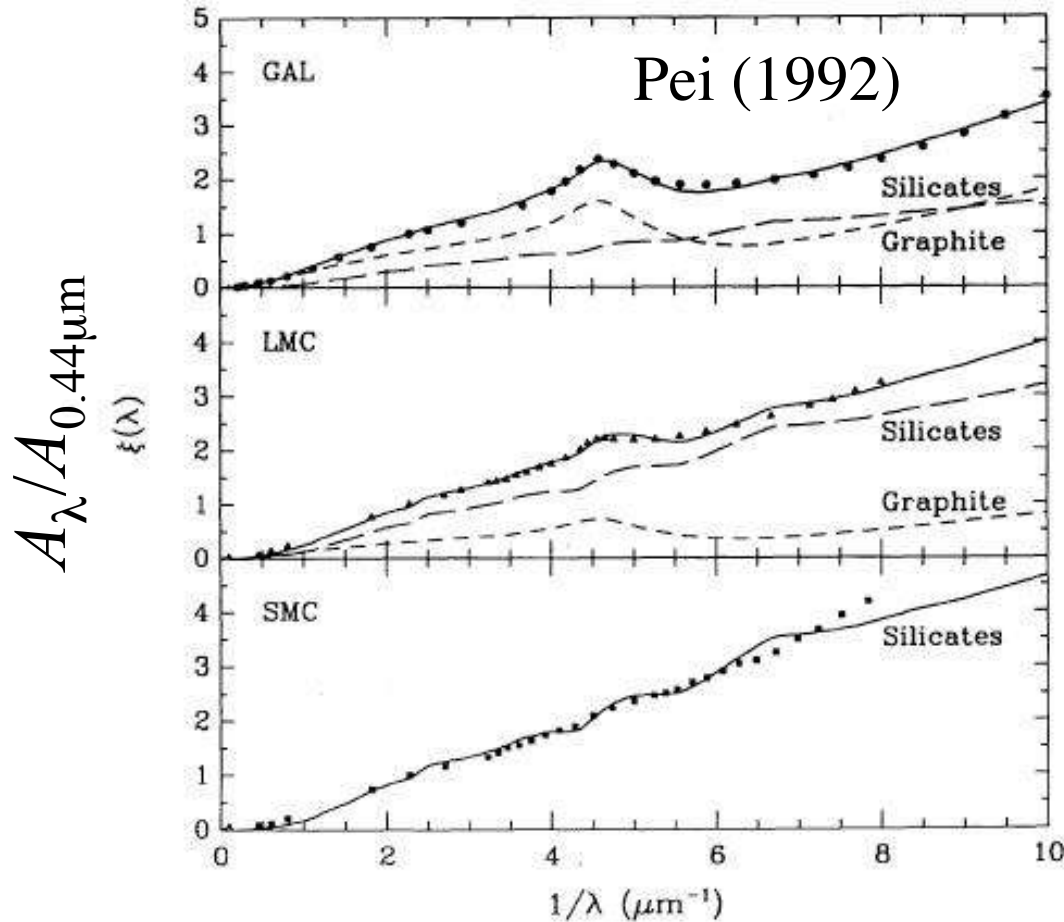
Magnitude: $m_\lambda = -2.5 \log I_\lambda + \text{const.}$

Extinction (= absorption + scattering):

$$\begin{aligned} A_\lambda &= m_\lambda(s) - m_\lambda(0) \\ &= 2.5[\log I_\lambda(0)e^{-\tau_\lambda} - \log I_\lambda(0)] \\ &= (2.5 \log e) \tau_\lambda \end{aligned}$$



Extinction Curves



shorter wavelength
 \downarrow
 larger extinction

“Reddening”

Grain size distribution
 $n(a) \propto a^{-3.5}$
 (Mathis et al. 1977)

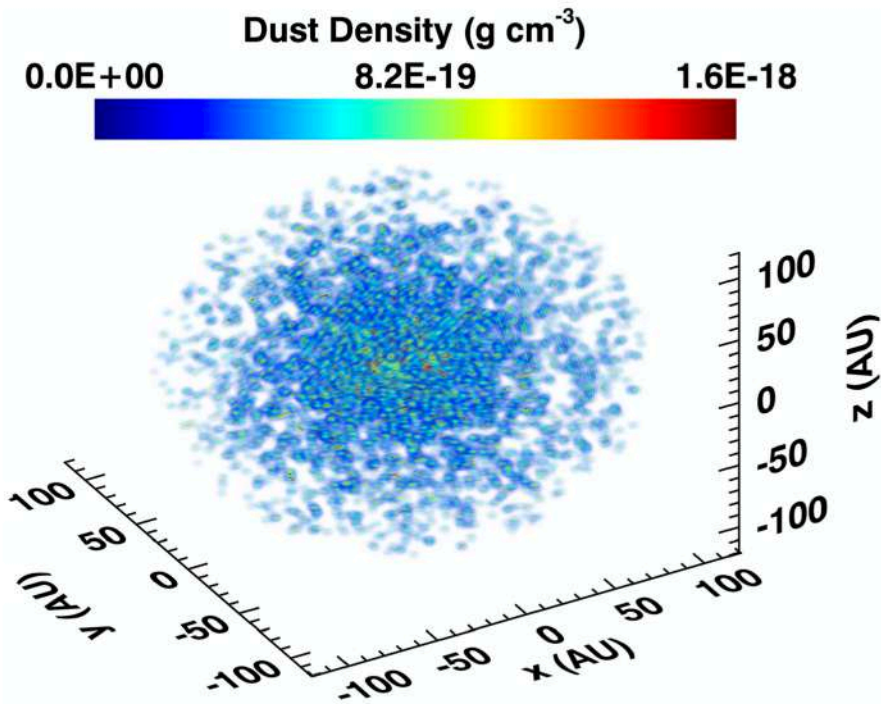
$$a_{\text{min}} = 0.005 \mu\text{m}$$

$$a_{\text{max}} = 0.25 \mu\text{m}$$

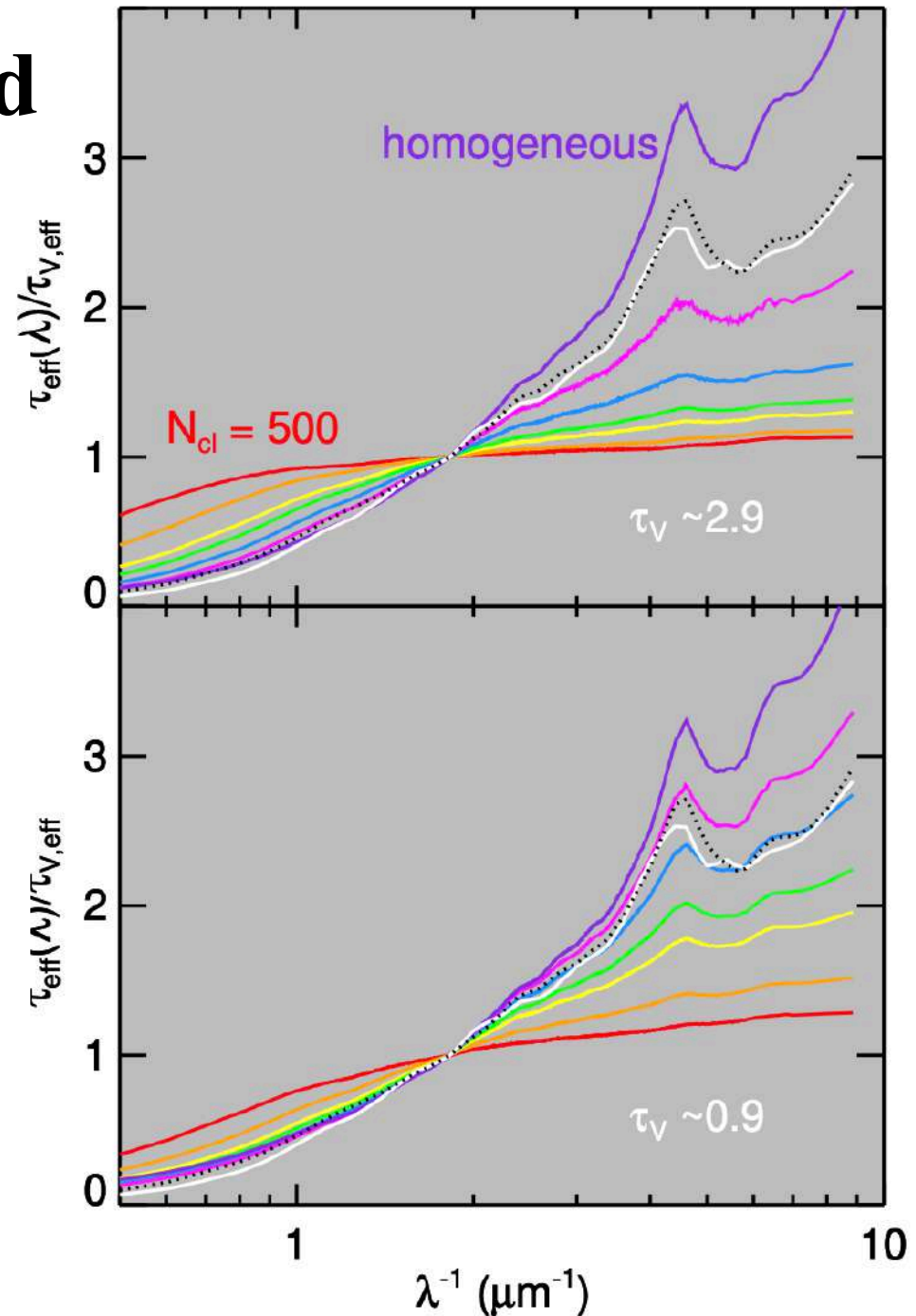
FIG. 5.—Comparisons between the model and empirical extinction curves in the Milky Way, LMC, and SMC. The short and long-dashed lines show, respectively, the relative contributions from graphite and silicate grains, with the sum of the two shown as the solid lines.

Effects of Complicated Dust Distribution

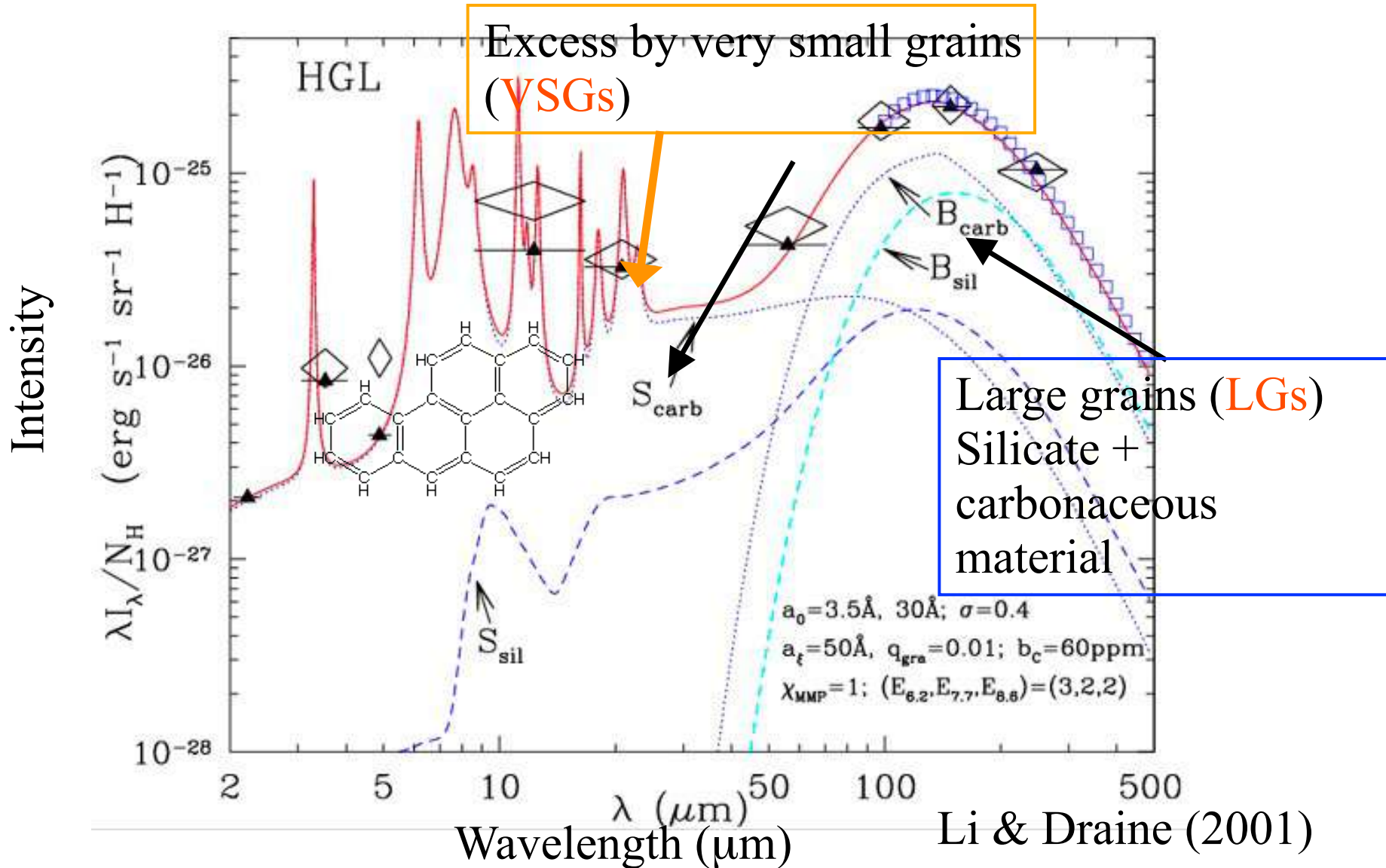
Scicluna & Siebenmorgen (2015)



The “effective” extinction curve (attenuation curve) depends on the clumpiness.



Infrared Emission of Dust



Effects of UV Radiation

H II Region

$$\dot{N}_{\text{Lyc}} = \frac{4\pi}{3} R_S^3 n_e n_p n^2 \beta_B$$

Number of Lyman continuum (> 13.6 eV) photons emitted per time.

Case B: Lyman series/continuum (transitions down to $n = 1$) are optically thick. Recombination rate to $n \geq 2$ levels contributes to the loss of ionizing photons.


R_S : Strömngren radius

$$R_S \simeq 1.2 \left(\frac{n}{10^3 \text{ cm}^{-3}} \right)^{-2/3} \left(\frac{\dot{N}_{\text{Lyc}}}{5 \times 10^{49} \text{ s}^{-1}} \right)^{1/3} \text{ pc}$$



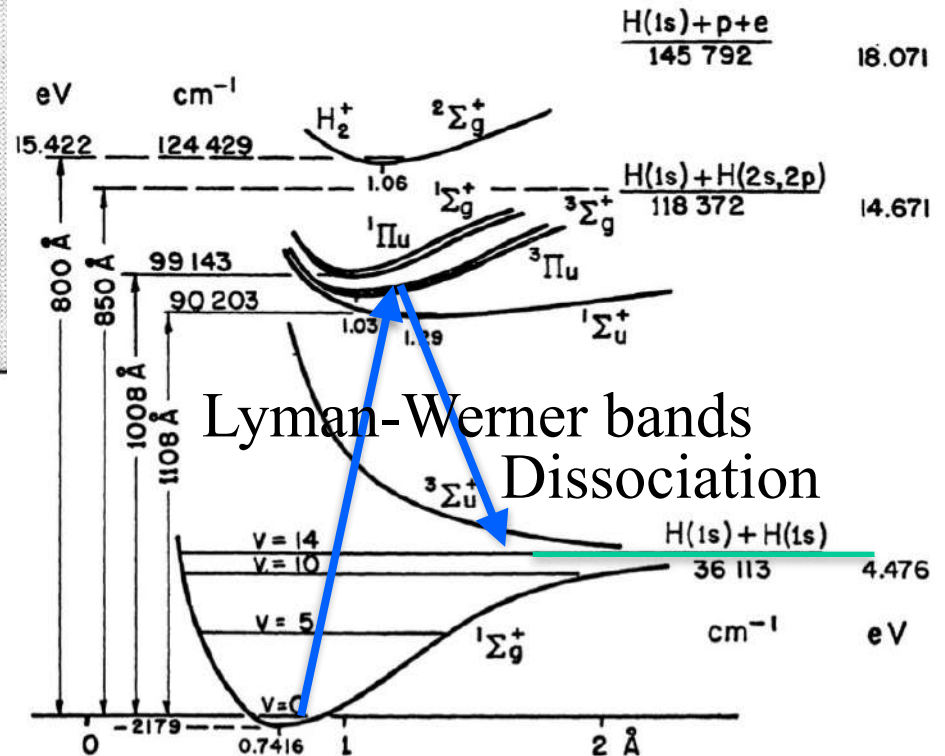
Orion Nebula (HST)

Photodissociation Region (PDR)



Field et al. (1966)

Tielens & Hollenbach (1985)



Lyman-Werner bands
Dissociation

Abundant Line Emissions from PDRs

Dense cloud

Diffuse cloud

$G_0 = 1$

$G_0 = 10$

$G_0 = 10^2$

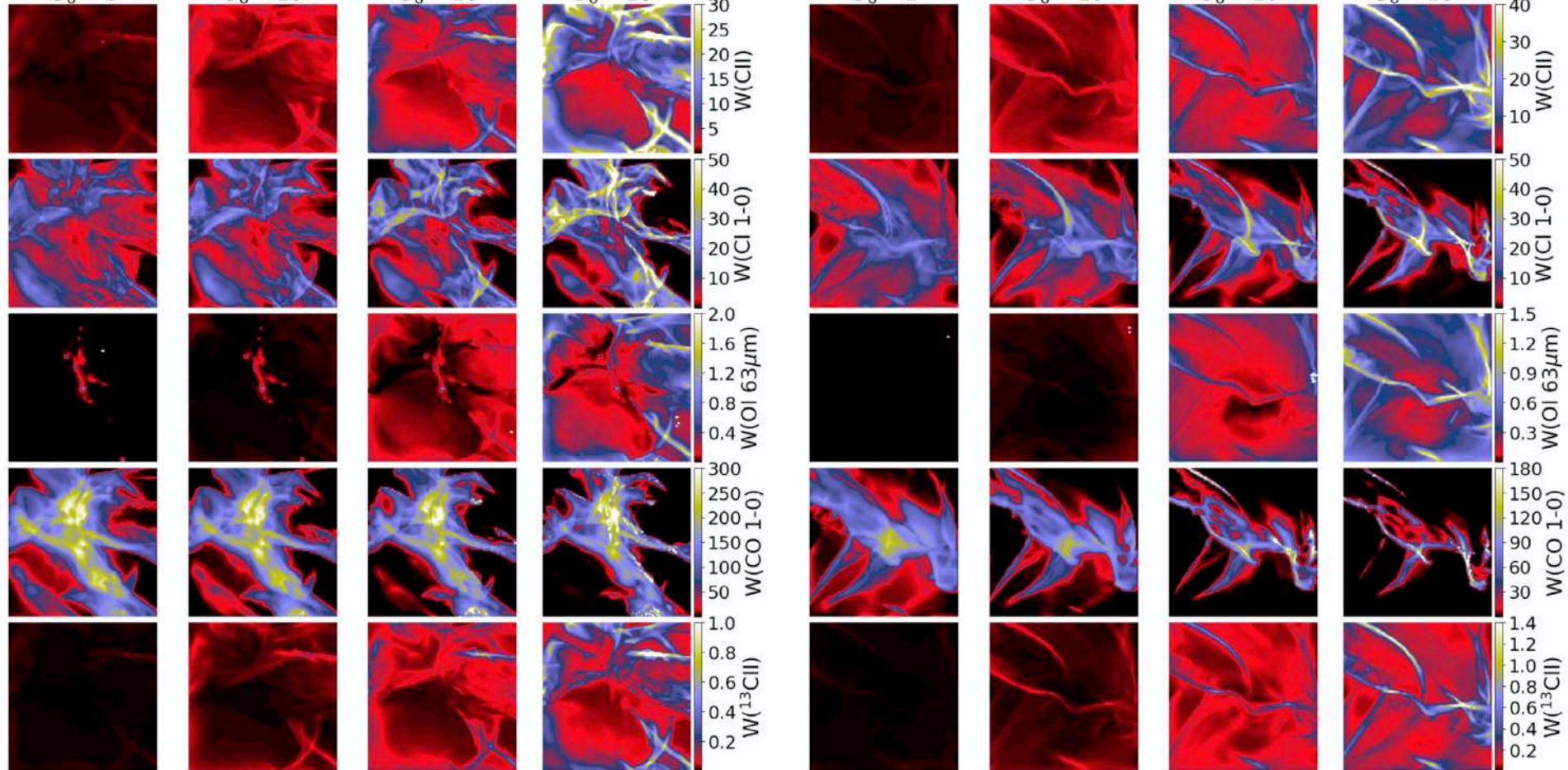
$G_0 = 10^3$

$G_0 = 1$

$G_0 = 10$

$G_0 = 10^2$

$G_0 = 10^3$



Bisbas et al. (2021)

3. Multi-Phase ISM

A SMALL CLOUD

McKee & Ostriker (1977)

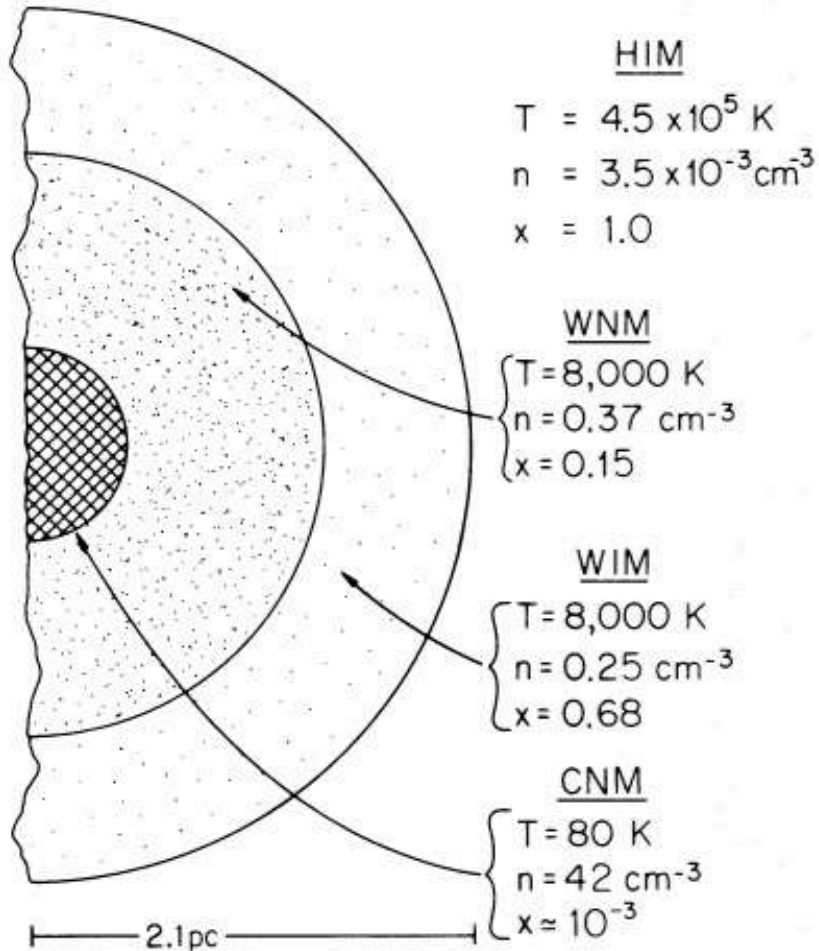
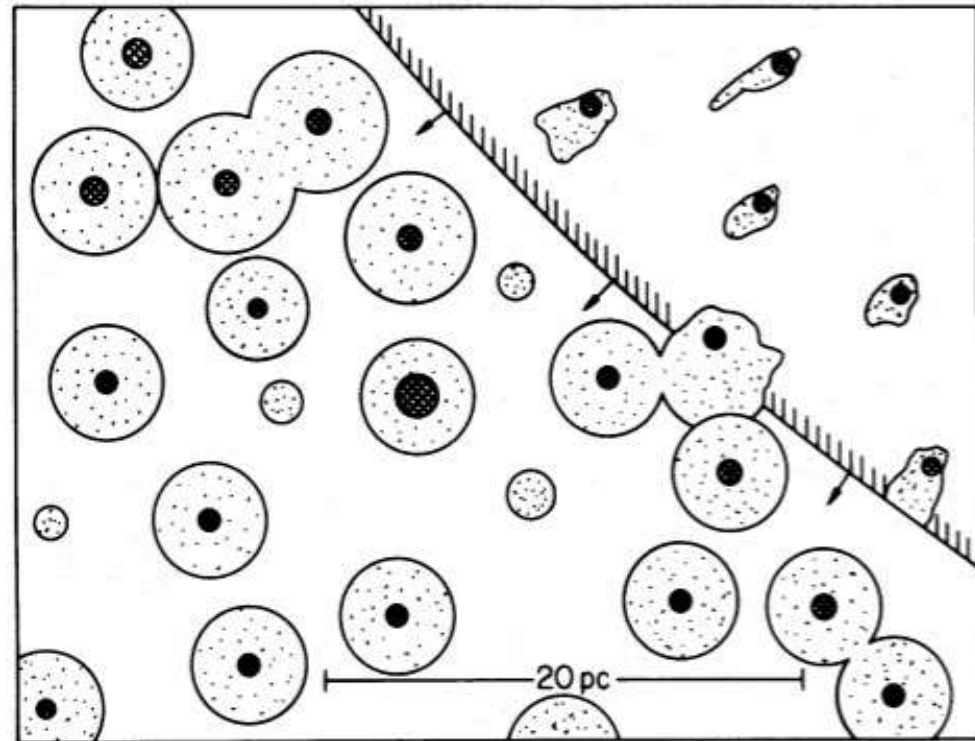


FIG. 1




A CLOSE UP VIEW

FIG. 2

Heating

Formation of free electrons by radiation causes heating (energy transfer from radiation to gas).

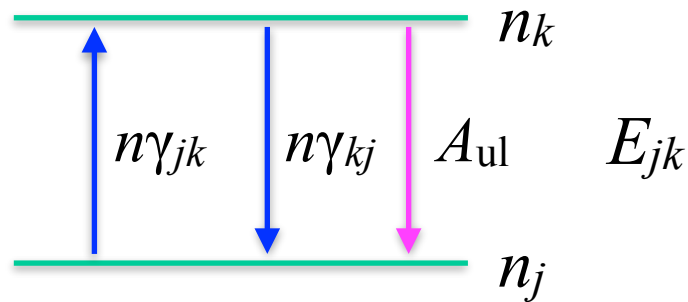


Major heating mechanisms:

Photoionization ($\text{H} + \gamma \rightarrow \text{H}^+ + \text{e}^-$)

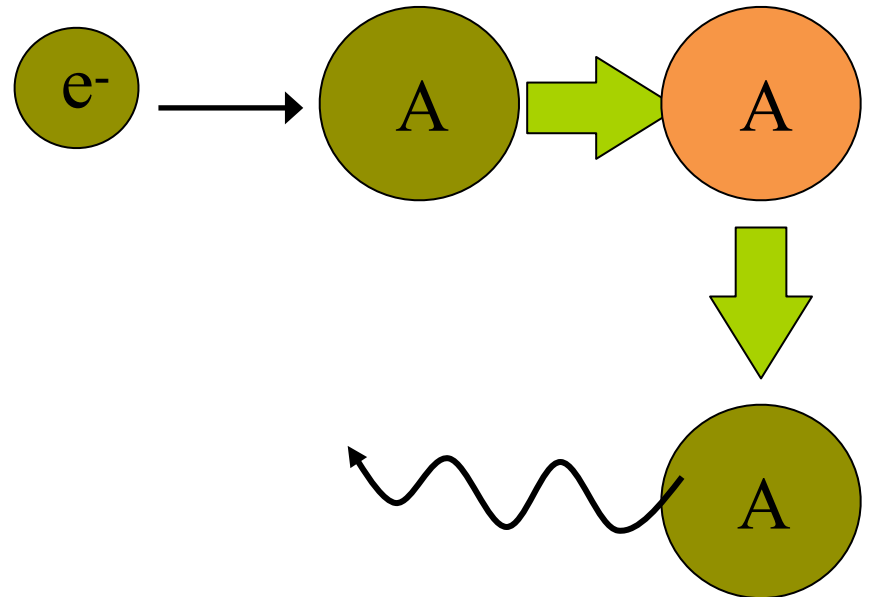
Photoelectric emission ($\text{dust} + \gamma \rightarrow \text{dust}^+ + \text{e}^-$)

Cooling



n : number density of colliding species

Thermal energy is converted into radiation: ex.

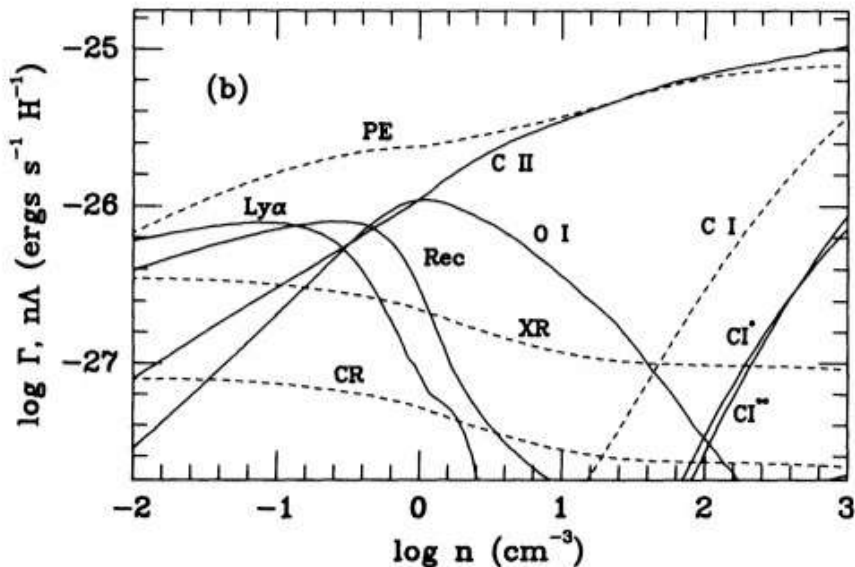
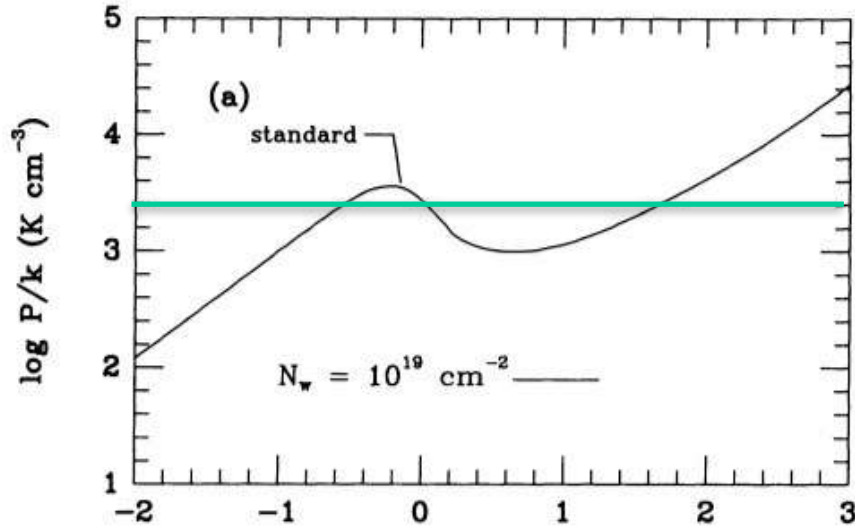


$$\Lambda = n \sum_{j < k} E_{jk} (n_j \gamma_{jk} - n_k \gamma_{kj})$$

Two-Phase Model of Neutral Medium

Wolfire et al. (1995)

Field et al. (1969)



Thermal equilibrium:

$$\Lambda = \Gamma$$

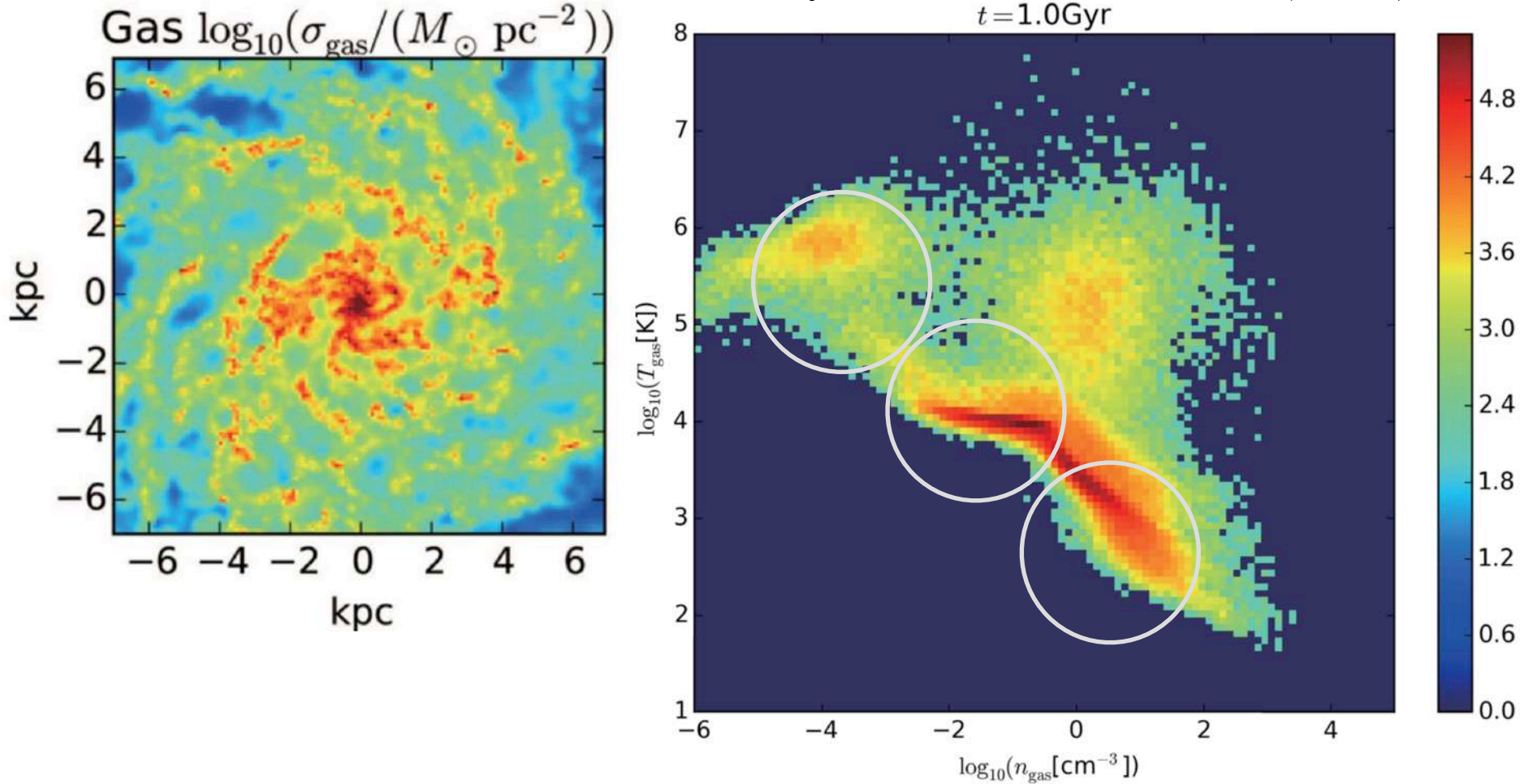
(cooling) = (heating)

Ly α line cooling ~
Photoelectric heating
at low density ($T \sim 10^4$ K)

C II line cooling ~
Photoelectric heating
at high density ($T \sim 100$ K)

ISM Structures in Simulation

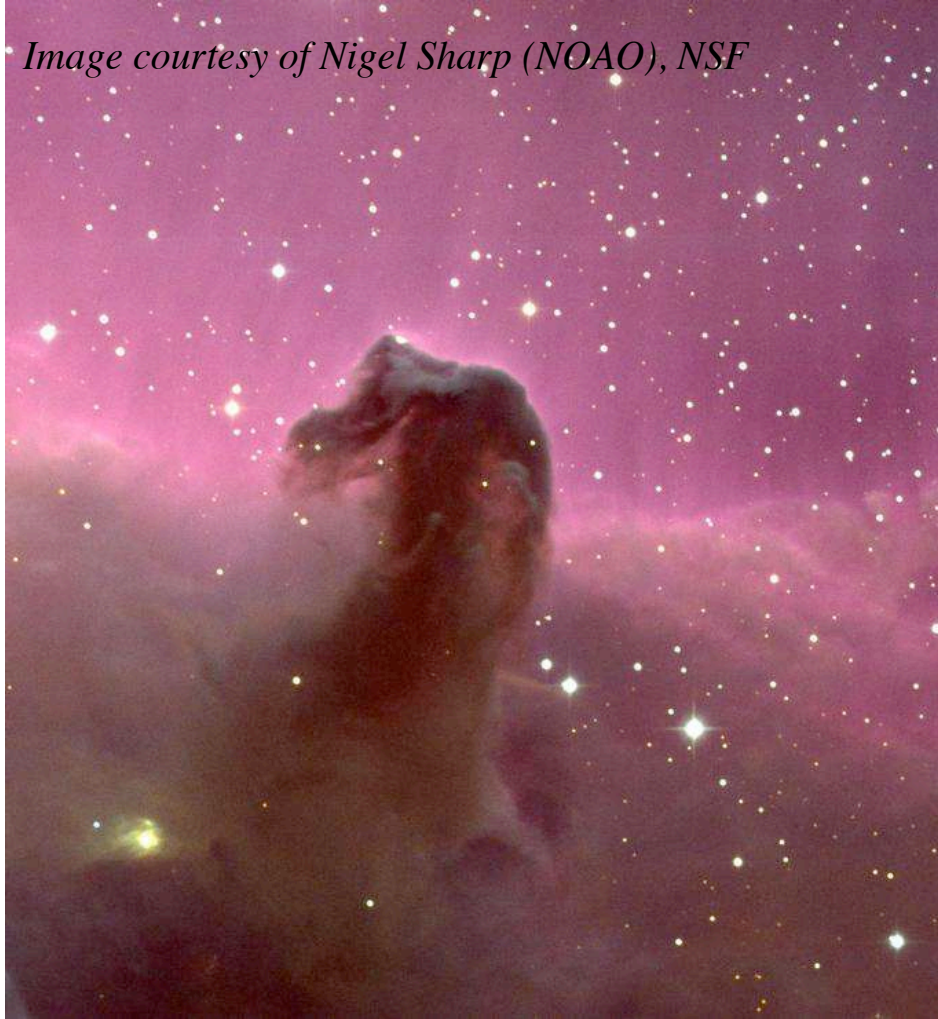
Aoyama, Hirashita, et al. (2017)



Realistic structures are more dynamic, but we still see some characteristic features in the phase diagram.

Molecular Clouds

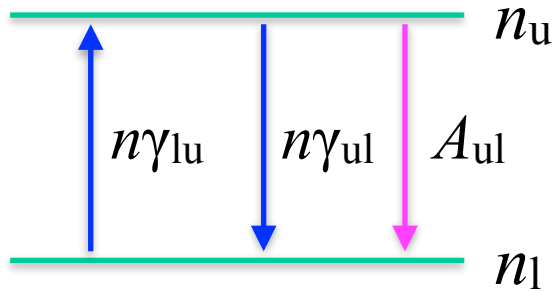
Image courtesy of Nigel Sharp (NOAO), NSF



ESO

See Yueh-Ning's talk for the processes leading to star formation.

Various Tracers and Critical Density




n : number density of colliding species

Statistical equilibrium:

$$n_l n \gamma_{lu} = n_u n \gamma_{ul} + n_u A_{ul}$$

$$\gamma_{lu} = (g_u/g_l) \gamma_{ul} \exp(-E_{ul}/k_B T)$$



$$\frac{n_u}{n_l} = \frac{g_u/g_l \exp(-E_{ul}/k_B T)}{1 + n_{cr}/n} \quad n_{cr} \equiv \frac{A_{ul}}{\gamma_{ul}}$$

Critical density

Critical density \sim Typical density which the line is suitable for tracing.

Critical densities at 10 K:

CO(1-0): $4 \times 10^3 \text{ cm}^{-3}$, CO(3-2): $7 \times 10^4 \text{ cm}^{-3}$

HCO⁺(1-0): $2 \times 10^5 \text{ cm}^{-3}$, HCO⁺(3-2): $3 \times 10^6 \text{ cm}^{-3}$

HCN(1-0): $2 \times 10^6 \text{ cm}^{-3}$, HCN(3-2): $6 \times 10^7 \text{ cm}^{-3}$

4. Dynamical Processes

See Hung-Yi's talk for hydrodynamic equations.

Characteristic Scales

Free-fall time: gravitational contraction

$$t_{\text{ff}} \sim 1/(G\rho)^{1/2}$$

Crossing time: hydrodynamic effects

$$t_{\text{cr}} \sim L/v \quad v = c_s = (\gamma P/\rho)^{1/2} \propto T^{1/2} \text{ (for sound wave)}$$

$$v = v_A = (B^2/4\pi\rho)^{1/2} \text{ (for Alfvén wave)}$$

Cooling time: gas cooling

$$t_{\text{cool}} \sim k_B T/n\Lambda$$

Jeans length/mass (typical size/mass for gravitationally bound structures)

$$\lambda_J \sim c_s t_{\text{ff}} \propto (T/\rho)^{1/2}$$

$$M_J \sim \rho\lambda_J^3 \propto T^{3/2}/\rho^{1/2}$$

Estimate these quantities for the objects you like.

Shocks

Conservation laws in hydrodynamic equations:

ρ_1		ρ_2	$\rho_1 u_1 = \rho_2 u_2$
$u_1 \rightarrow$		$u_2 \rightarrow$	$p_1 + \rho_1 u_1^2 = p_2 + \rho_2 u_2^2$
p_1		p_2	$u_2 \left(\frac{1}{2} \rho_2 u_2^2 + \mathcal{U}_2 \right) - u_1 \left(\frac{1}{2} \rho_1 u_1^2 + \mathcal{U}_1 \right) = u_1 p_1 - u_2 p_2$
T_1		T_2	

$$\mathcal{U} = \frac{1}{1 - \gamma} p$$



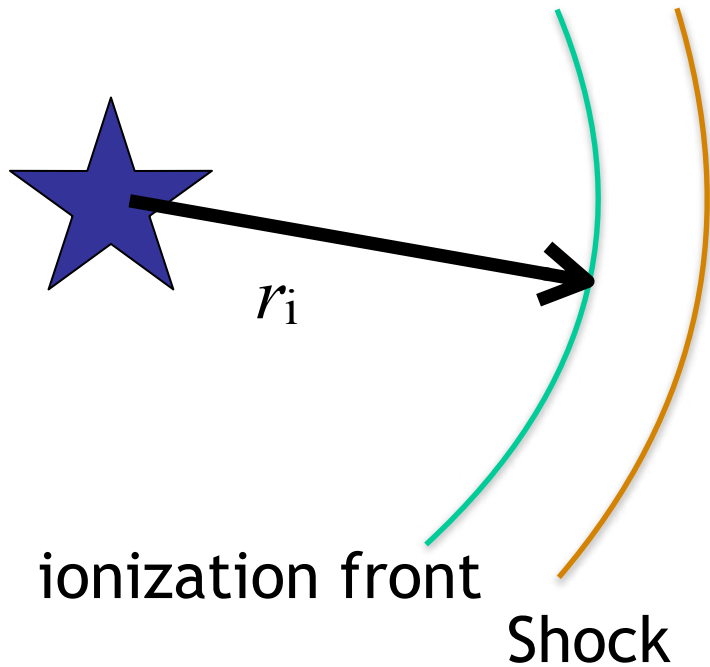
$$\frac{p_2}{p_1} = \frac{2\gamma}{\gamma + 1} \mathcal{M}^2 - \frac{\gamma - 1}{\gamma + 1}$$

$$\frac{u_2}{u_1} = \frac{\rho_1}{\rho_2} = \frac{2}{\gamma + 1} \frac{1}{\mathcal{M}^2} + \frac{\gamma - 1}{\gamma + 1}$$

$$\mathcal{M}^2 \equiv \frac{\rho_1 u_1^2}{\gamma p_1} = \frac{u_1^2}{C_1^2}$$

Mach number

Expansion of H II Region



Conservation laws at the ionization front and shock front

Constant ionization photon luminosity
($\rho_{\text{II}} \propto r_i^{-3/2}$; see Strömgren radius)



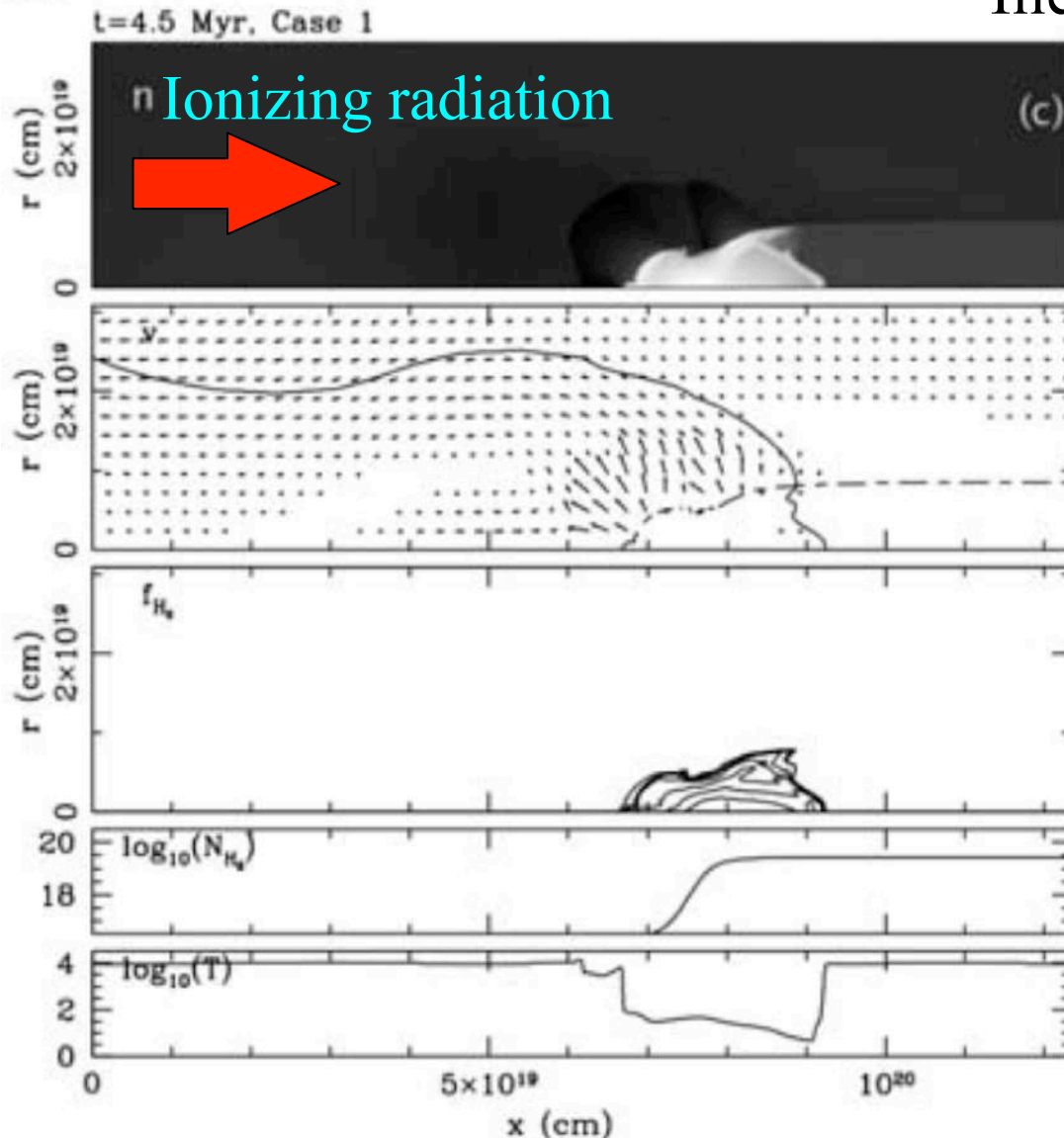
C_{II} : Sound speed in the H II region

r_{i0} : initial radius of H II region (under $\rho_{\text{II}} = \rho_{\text{I}}$)

$$\frac{r_i}{r_{i0}} = \left(1 + \frac{7}{4} \frac{C_{\text{II}} t}{r_{i0}} \right)^{4/7}$$

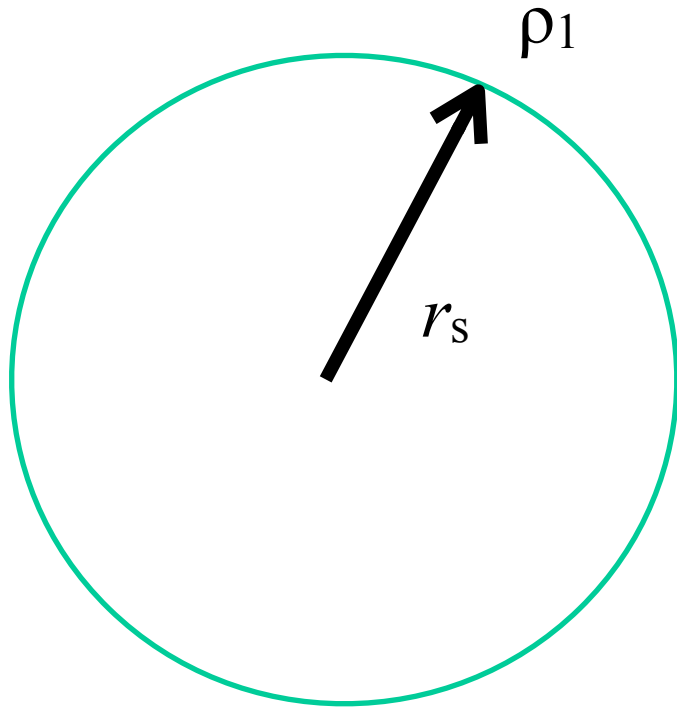
External Ionizing Radiation

Iliev, Hirashita, Ferrara (2006)



Ionizing photons incident on a cloud could cause compression, inducing star formation, or evaporation, suppressing star formation.

Supernova Blast Wave



Based on the pressure inside the SN remnant (described by E and r_s), and assuming a strong shock, we obtain the relation V_s and r_s (under a given ρ_1).



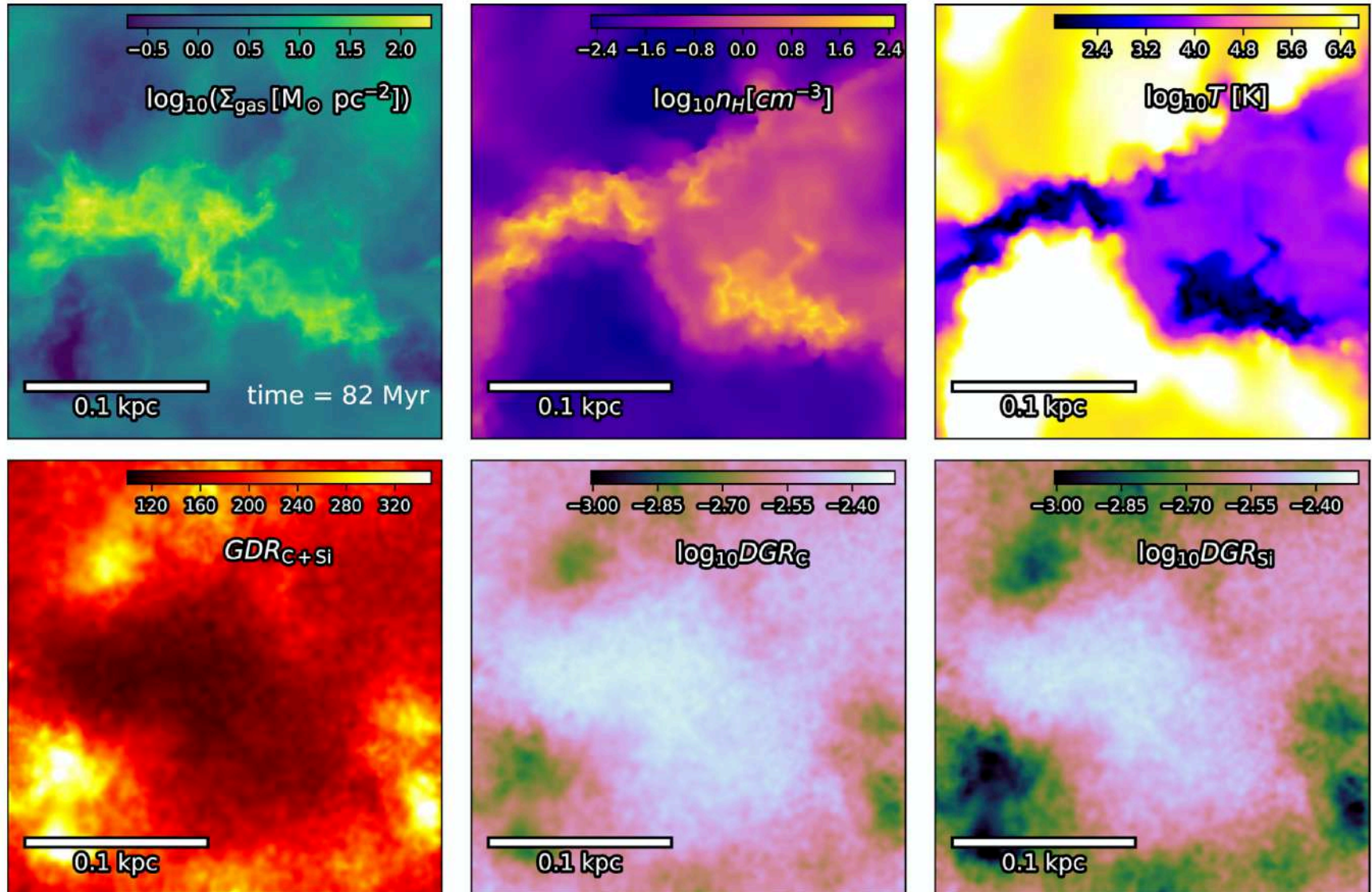
$$r_s \sim (E/\rho_1)^{1/5} t^{2/5}$$

Sedov solution

See Yen-Chen's talk for SN explosion.

Supernovae and Dust Destruction

Hu et al. (2019)



5. Summary

Overviewed the following processes in the ISM:

- (1) Radiation transfer.
- (2) Ionization and dissociation.
- (3) Heating and cooling.
- (4) Multi-phase ISM.
- (5) Dynamical processes (hydrodynamic treatment of the ISM).

Further Reading

- Spitzer, L. 1978, “Physical Processes in the Interstellar Medium”
- Tielens, A. G. G. M. 2005, “The Physics and Chemistry of the Interstellar Medium”